

# Applying for a CESR

NHS Education for Scotland  
September 2021

Jessica Betts  
Specialist Applications Team Coordinator

# What do the Specialist Applications Team do?

---

- Manage all applications for entry onto the Specialist or GP Register
- Verifications and duplicates of certificates issued by GMC and predecessors
- Coordinate GMC's response to appeals against Specialist or GP Registration
- Applications for Out of Programme (OOP) approval

## What's a CESR?

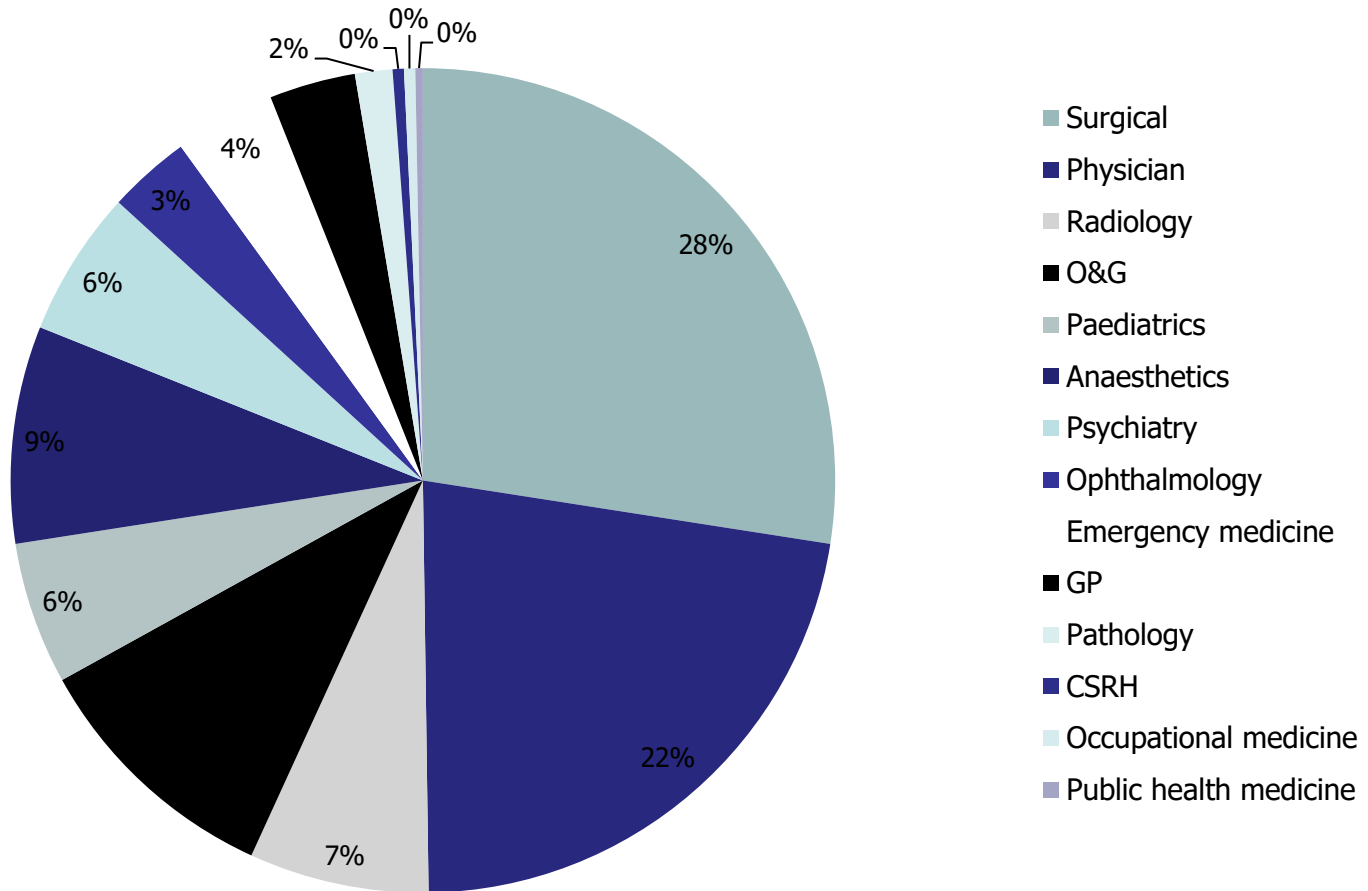
---

- Entry onto the Specialist Register with a **C**ertificate of **E**ligibility for **S**pecialist **R**egistration (CESR)
- Route for doctors who haven't followed full training programme in the UK
- Assessed against standards of the UK CCT curriculum
- Evidence based application process

### **CESR is not**

- ✗ An assessment of competency in your current role
- ✗ Based solely on recommendations from colleagues

# CESRs received by specialty



## How am I eligible for a CESR?

---

To be eligible in a CCT specialty, you must have either:

- A specialist medical qualification in the specialty you are applying

**or**

- At least 6 months continuous training in the specialty you are applying
- 
- ✓ From any point in your career and anywhere in the world
  - ✓ Provide documentary evidence of your eligibility

## How am I eligible for a CESR?

---

To be eligible in a non-CCT specialty, you must have either:

- A specialist medical qualification in ANY non-CCT specialty

**or**

- At least 6 months continuous training in ANY non-CCT specialty
- 
- ✓ From any point in your career but must be from OUTSIDE THE UK
  - ✓ Provide documentary evidence of your eligibility

## How do I apply for a CESR?

---




- Applications are made through GMC Online



- Electronic evidence can be uploaded



- Once you've started an application, you must submit it within 12 months



- Current CESR fee: £1676

# Authentication & Verification

---



- **Authentication** – by solicitor or awarding body
- Only qualifications / registration with regulators outside UK



- **Verification** – by medical supervisors
- Required for majority of documents to confirm evidence is true & accurate record



- Incorrectly verified / authenticated evidence won't be sent to Royal College for assessment



# How do I authenticate my evidence?

---



- Only registration or qualifications from outside UK



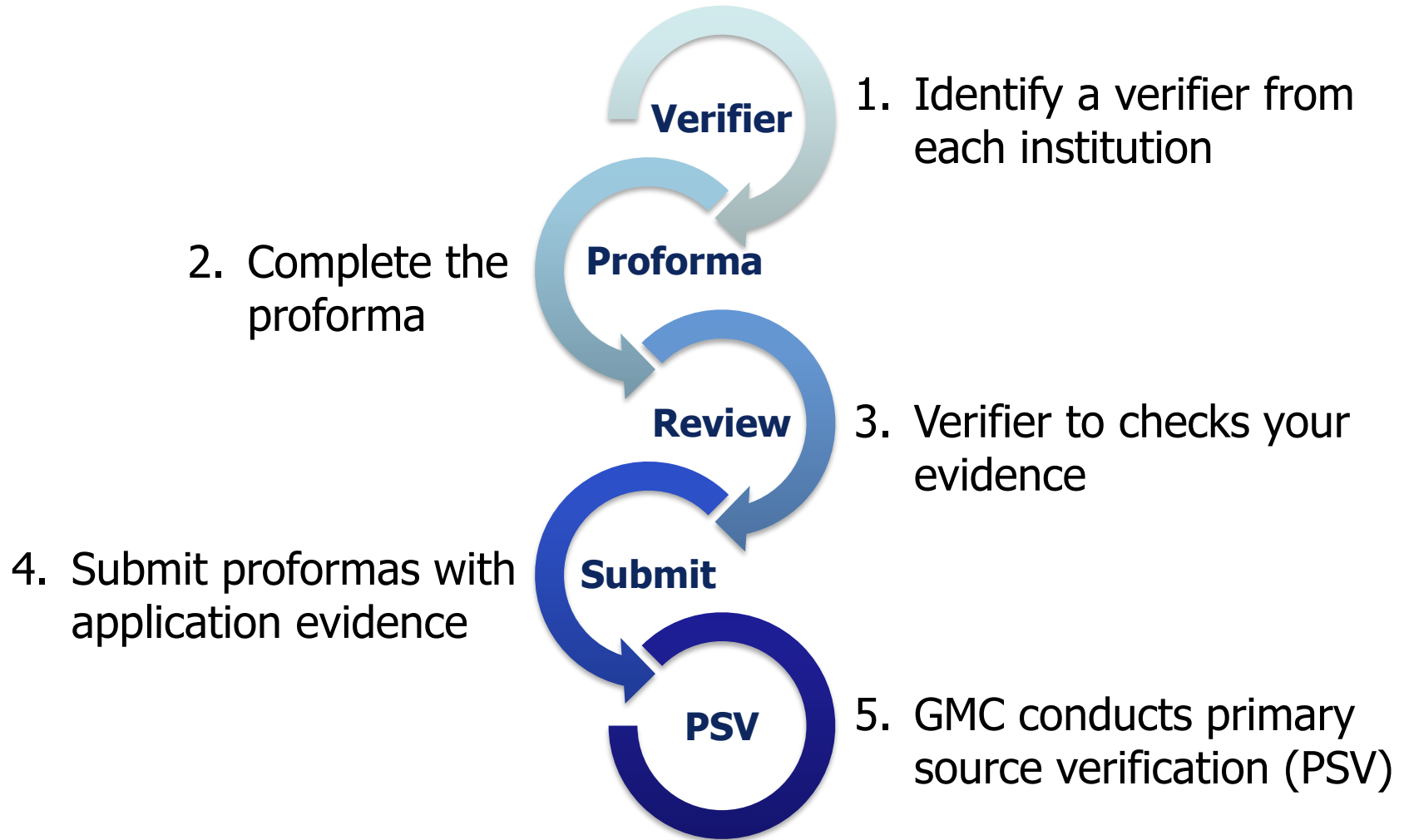
- Authenticated by solicitor / awarding body
- Stamp & sign a copy, certifying they've seen the original



- AKA – certified copy

# How do I get my evidence verified?

---



# Evidence - Anonymisation

---

- All patient identifiable information must be removed
- Trainees who've been assessed and colleagues named in a complaint must also be removed
- Some details can remain – e.g. gender, date of birth



## How do I submit electronic evidence?

---

- Evidence uploaded for each section of the application
- Applications Advisers can share guidance electronically
- Faster, cheaper, and more secure

### **What can I upload?**

- ✓ .pdf
- ✓ .doc
- ✓ .ppt
- ✓ .xls

**We recommend that you upload your evidence in PDF format**

## How should I present my electronic evidence?

---

- Different types of evidence should be grouped together – e.g. WPBAs
- Give each grouping an appropriate title
- Don't group more than maximum 10 pieces of evidence which require anonymization

## How should I title my evidence?

---

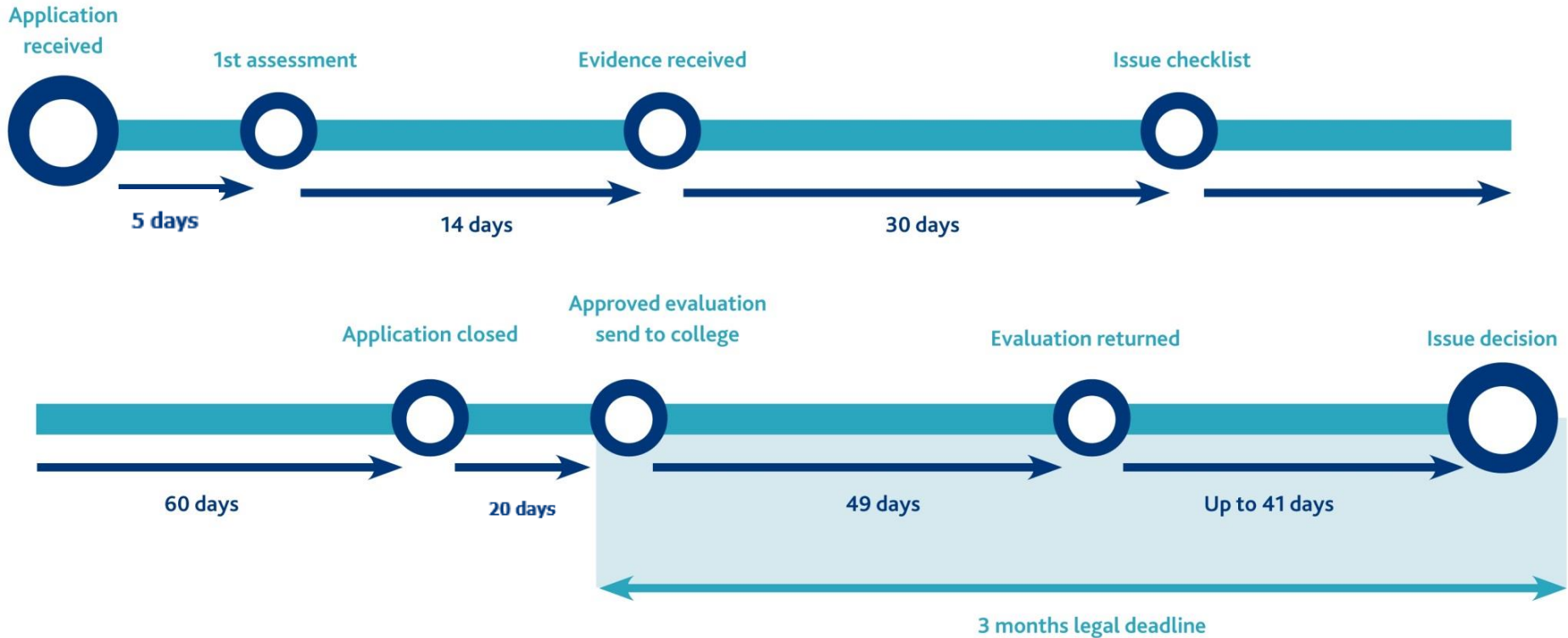
- Each document you upload should have an appropriate title
- The title of your document should be the same on your application form and relevant pro forma
- Using our suggested naming conventions will help us to process your application quicker

## Before you apply...

---

- ✓ Read the specialty specific guidance (SSG) and curriculum for your specialty
- ✓ Don't duplicate evidence
- ✓ Make sure your evidence is relevant
- ✓ Bear in mind that CESR applications are typically 800-1200 pages
- ✓ Make sure all your evidence is anonymised

# Application process and timeframe





# CESR stage 1 – initial assessment

---



- Eligibility check
- Request structured reports
- Contact verifiers

# Structured Reports

---

- Minimum of 4 referees
- Structured reports used to triangulate your primary evidence
- Referees must be able to comment on your current/recent competence and breadth of your practice
- 2 referees should work in your specialty
- First referee must be your current clinical / medical director



## CESR stage 2 – evidence review

---



- Application adviser reviews evidence
- Guidance provided on how application could be strengthened
- 60 days to submit additional evidence

## Strong evidence

---

*What is 'strong' evidence and why do I need it?*

- ✓ Demonstrates how you've met a curriculum competency
- ✓ Clear, relevant and current
- ✓ Triangulated with other documents to show competence in full
- ✓ Can cover multiple areas of the curriculum

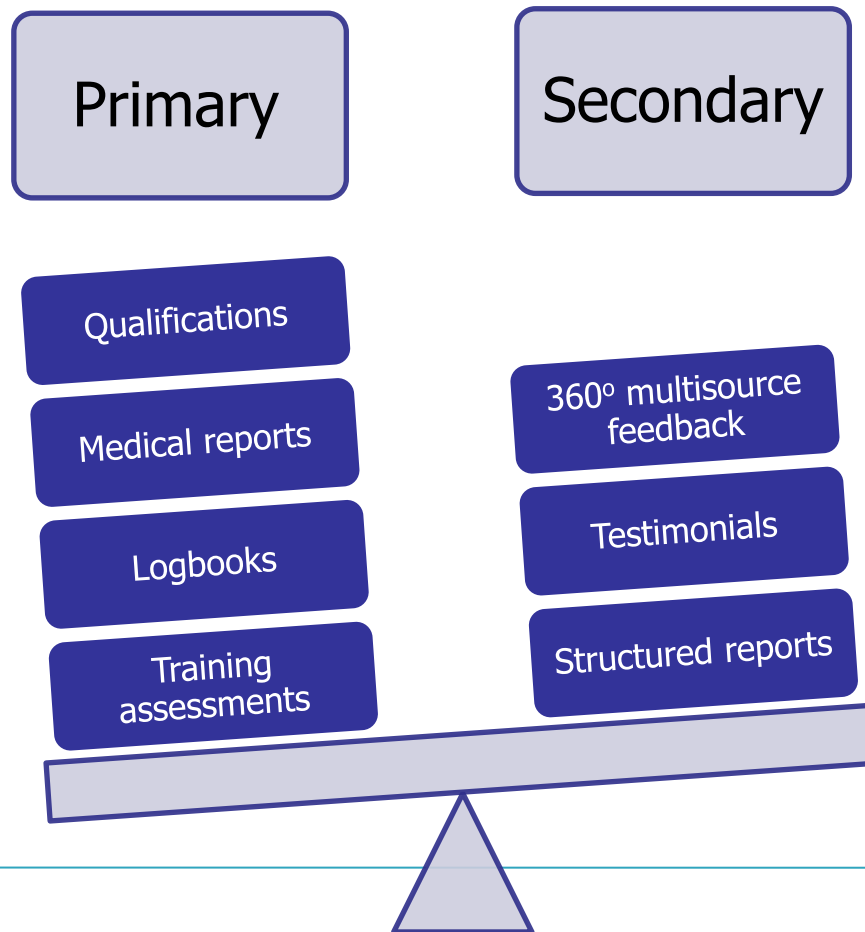
*What is triangulation?*

- ✓ E.G. – 'Teaching and training' section of the application
- ✓ Very easy, but requires organisation and familiarisation with the curriculum and SSG!

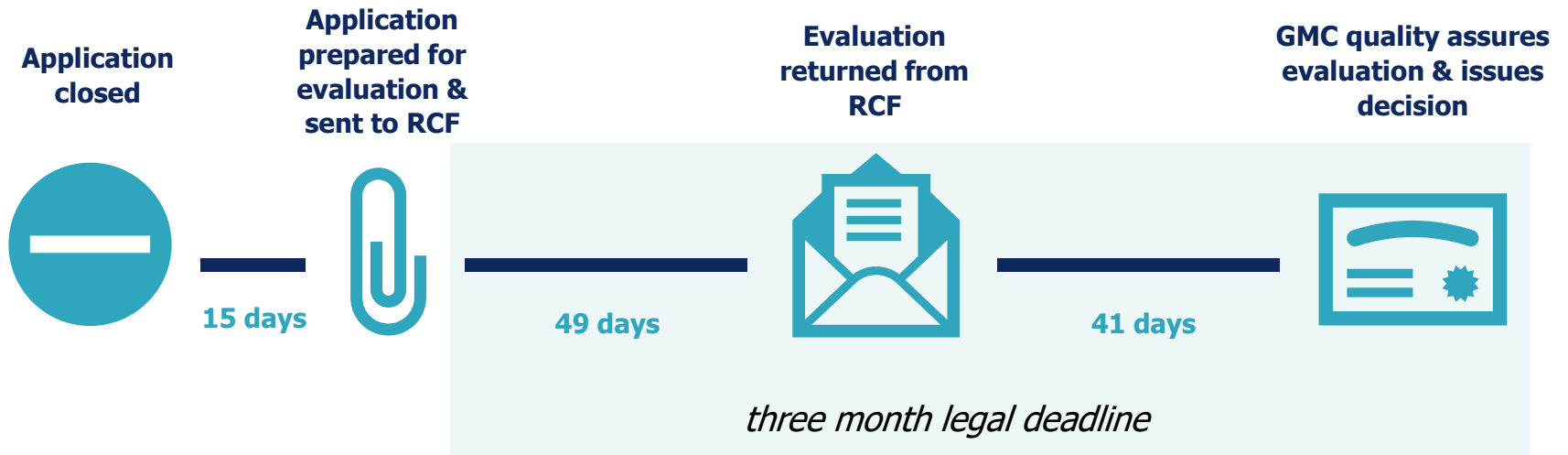
# Primary and secondary evidence

---

- Submit a mix of primary and secondary evidence
- More weight given to primary evidence

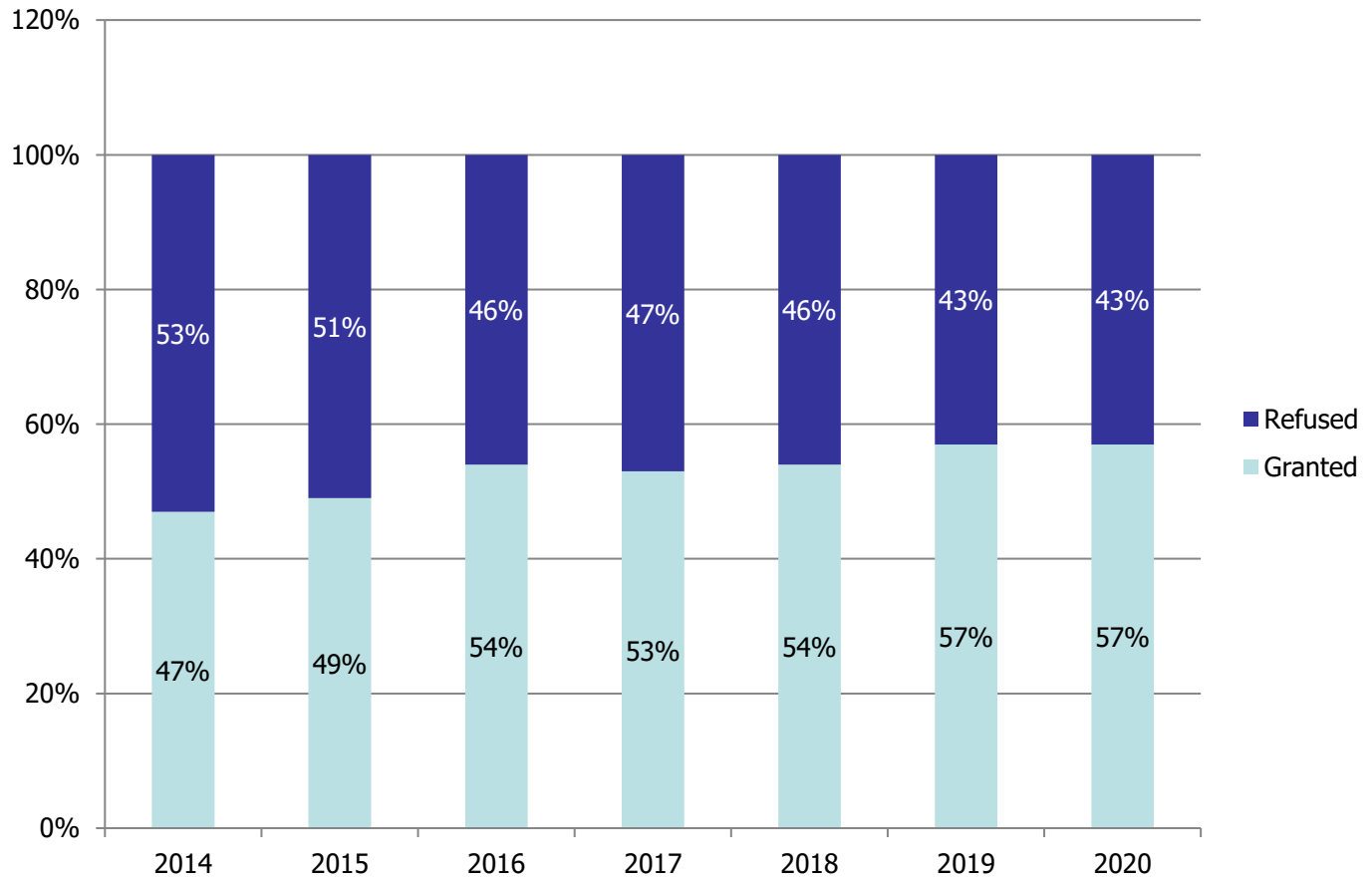


# CESR stage 3 – evaluation of your application



- Royal College provide specialist assessment
- Two independent evaluators
- GMC undertake a quality assurance review
- GMC issues decision based on the RCF recommendation

# Success rates



## Why are applications unsuccessful?

---

- No evidence demonstrating level of competence / performance (WPBAs)
- No pass in the standard test of knowledge within the curriculum or demonstrated equivalent
- Insufficient evidence of audits – particularly closing the loop
- Lack of research evidence
- Specialisation in one area of the curriculum
- Lack of management / leadership experience



## What if I'm unsuccessful?

---

- Provided with a series of recommendations for future applications
- Two options:

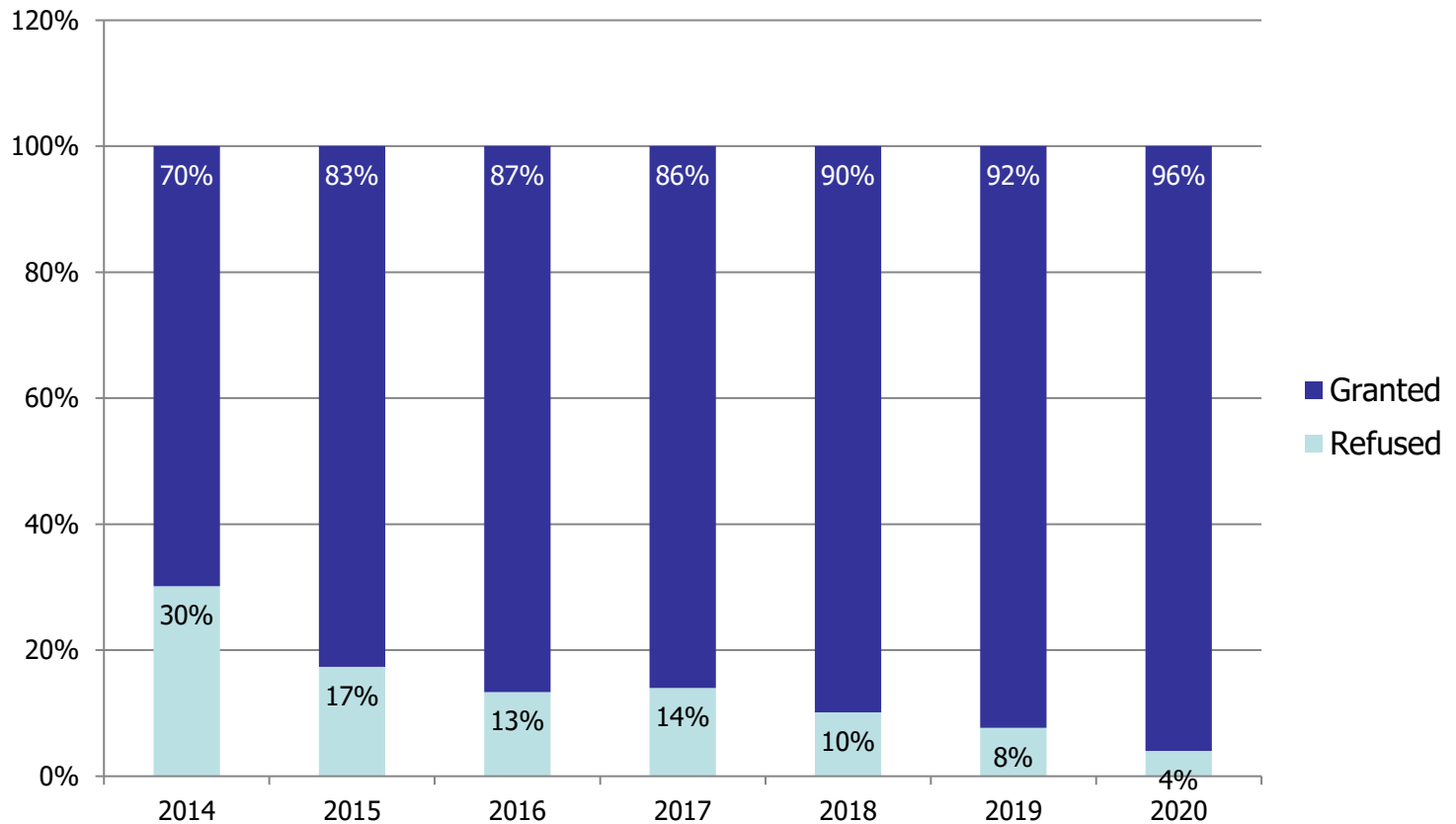
### **Review**

- Apply on basis of additional evidence or if you feel there's been a procedural error
- Must apply within 12 months
- Only provide evidence to meet recommendations
- £728

### **Appeal**

- Decision made by the GMC not to include you on SR
- £1,668 - £2,522

# Review application – Success Rates



# The future of CESR

---

- New standards for curricula development launched in 2017
- All RCFs must update their curricula to incorporate Generic Professional Capabilities (GPCs) by the end of 2020 – extended to end 2022 due to COVID-19
- Applicants to be given option to apply in old or new (GPC) curriculum
- Incorporating GPCs will change the structured of the curricula; thus structure of CESR
- If you've started an application, we'll keep you updated on the progress of curriculum development in your specialty and your options for CESR

## Coronavirus (COVID-19): impact on CESR

---

- Application process continued to run as normal throughout course of the pandemic
- Specialist Applications Team working from home
- GMC Manchester & London offices closed, so we're unable to accept hardcopy evidence
- Experiencing delays due to impact of the pandemic & high volumes of applications

## Contacting us

---



0161 923 6602



[equivalence@gmc-uk.org](mailto:equivalence@gmc-uk.org)



[www.gmc-uk.org](http://www.gmc-uk.org)